
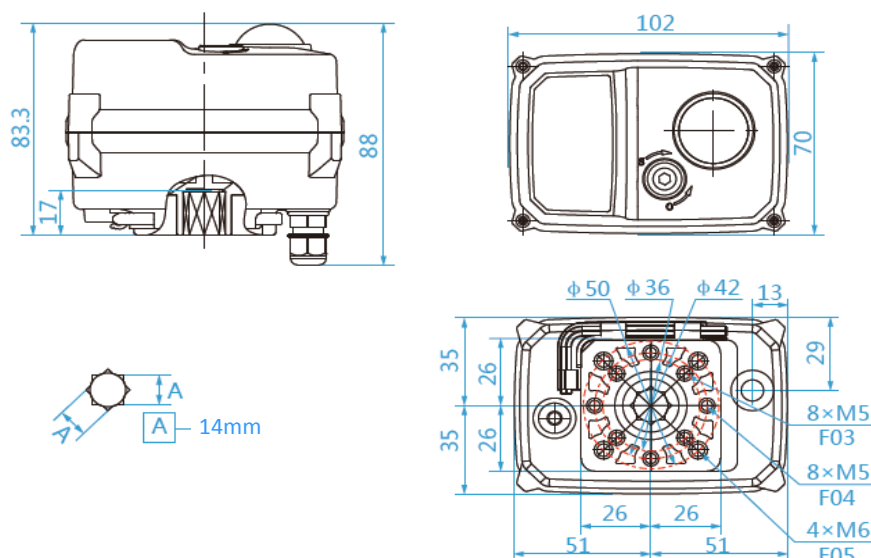




QUARTER TURN ELECTRIC ACTUATOR AVA-B24 BASIC FAILSAFE 15Nm



Model:	AVA-B24 15Nm BASIC FAILSAFE ELECTRIC ACTUATOR		
	AC 1ph 50/60Hz		DC
Rated Voltage	110—240V		DC24V
Voltage Range	95-265V		DC20-28V
Consumption	9.6W run, 0.12W hold		36W run, 0.25W hold
Peak current	35mA (AC 230V)		1500mA for 5ms
Fuse	1A		5A
Maximum Break Torque Nm	15		15
Run & Reseat Torque Nm	15		15
Manual operation	Yes, by hexagonal wrench (supplied in clip) when no power is being applied		
Run time	≈ 15sec		≈ 15sec
STANDARD FEATURES:			
Operating frequency	Not continuous, allow ≥ 1 minute between cycles		
Position confirmation	Mechanically driven dome style visual 2 colour indicator		
Mounting restriction	None, can be mounted at any angle. Leave room for space to operate manually, and for electrical connection		
End Position indication	Micro-switches operated by adjustable internal cams , set slightly ahead of the final motor stop position.		
ISO:5211	F03 & F05 (+ F04 which mounts at 45 degrees)		
Working Angle	Factory set at 90° ±2°, maximum angle of rotation 360°		
Female drive	14mm Star (11mm octagon option) x 17mm deep		
Ingress protection	IP67, recommend cover provided if exposed to direct rain or sun		
Max media temp	≤ 80C		
Ambient temp	-20 to +60C (ABS) -20 to +80C (Aluminium)		
Non-operating temp	≤ -40C to ≥80C		
Ambient humidity	5-95% RH non-condensing		
Explosion proof	No, prohibited. Do not use in hazardous areas		
Housing	Plastic (ABS) cover		
Weight	With standard ABS housing 0.62kg (With optional aluminium housing 0.82kg)		



Part Numbers:

AVA-B24 15Nm BASIC FAILSAFE ELECTRIC ACTUATOR



Model	Voltage	Housing	Heater	Control of on-off function & end of travel confirmation
AVA-B24-	5 AC 95-265V	P Plastic (ABS)	0 None	B SPDT. Switchable +ve/ live. 2 x Volt free end of travel confirmation switches.
	6 AC/DC 24V	A Aluminium	H 2W/24kΩ	F SPST. Make or break switch. 2 x Volt free end of travel confirmation switches.

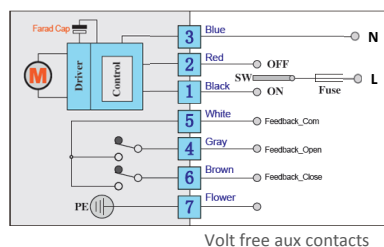
NOTE: UK STANDARD STOCK IS WITH WIRING 'B', ALL OTHERS ARE FACTORY OPTIONS. DETAILS ON REQUEST.

Wiring Diagrams:

AVA-B24 15Nm BASIC FAILSAFE ELECTRIC ACTUATOR



FAILSAFE WIRING 'B' FOR AC



FAILSAFE WIRING 'B' FOR DC

