



Main Features:-

- ◆ PN10/16/25/40 & ASA 300 Flanges 1½" to 3", PN16 Flanges 4" to 12"
- ◆ Stainless Steel Body & Disc
- ◆ Multiple Seating Options
- ◆ Horizontal And Upwards Flow

*Temperature and pressure determined by valve body, seat etc.



Suitable Applications & Approvals:



INDUSTRY

30132	30134
EPDM Seal	Viton Seal
30133	30135
NBR Seal	PTFE Seal

SERIES: 30132-30135

MANUFACTURER:



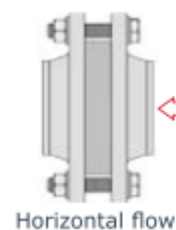

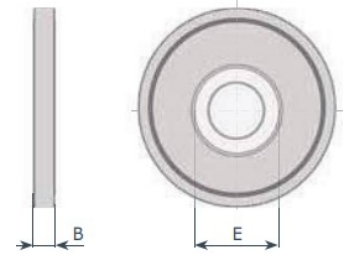
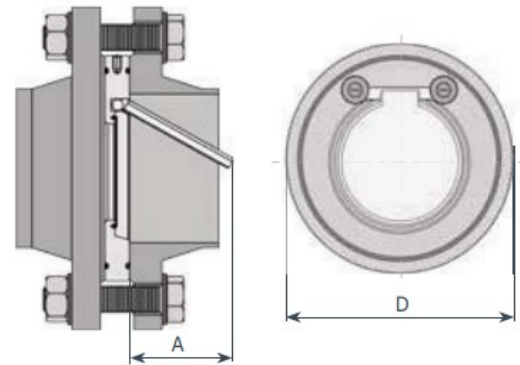
Pressure/Temperature Rating

Pressure	1 1/2" to 3" PN25
	4" to 12" PN16
Temperature	EPDM 0°C to 130°C
	NBR 0°C to 95°C
	Viton 0°C to 200°C
	PTFE 0°C to 200°C

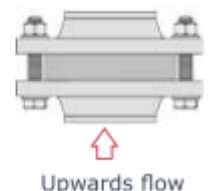
VALVE DIMENSIONS

Part	Material
Body	AISI 316
Disc	AISI 316
Screw	AISI 316
Seat	EPDM/NBR/Viton/PTFE

DN	A	D	E	B	Kg
40	30	95	22	14	0.7
50	35	109	32	14	0.9
65	48	128	40	14	1.2
80	60	145	54	14	1.5
100	78	164	70	18	2.5
125	98	195	92	18	3.2
150	117	221	112	20	5.3
200	160	275	154	22	9.7
250	200	330	200	26	16.2
300	235	380	240	32	28



Horizontal flow



Upwards flow

T +44 (0)1386 552369

E sales@allvalves.co.uk

W www.allvalves.co.uk

F +44 (0)1386 554227

